



Communicate your
social impact
clearly, easily and
powerfully.

PlaidServe





We make it easy for you to:

- ◆ build a **culture of service**
- ◆ **tell your story** through real-time data + images

You're already doing the work. Let us tell the story



Emily Miles
July 14, 2013

As we continue this beautiful service journey through the southern states, I will be posting videos, photos and updates! Follow Service to the South on Instagram and twitter @KYYMCA — with Jenna Farineau and 3 others at Southern Poverty Law Center.

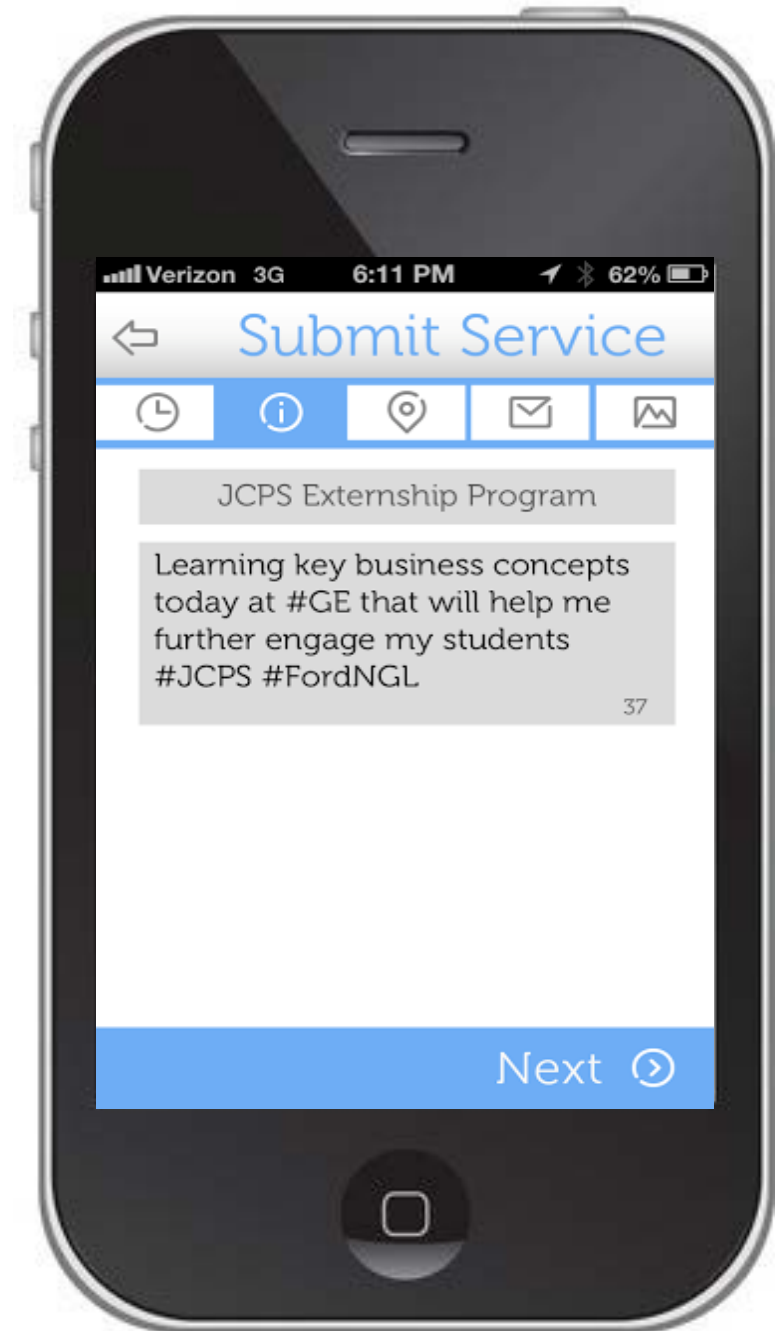


Like · Comment · Share

👍 19 💬 2 📄 1



Easily Track your hours, measure your impact, and communicate your experience.



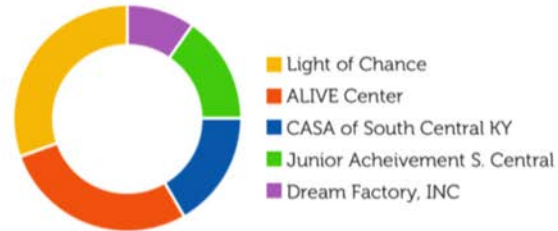


Easily Track,
Aggregate, and
Report Service
Hours by
Individual, Group,
Organization, etc.

April 2014 Report
by Mobile Serve

Total Hours: 253.5 hrs

Types of Service



Light of Chance
40%
of total hours
in April

Top Organizations

- | | |
|--|---|
| 1. Light of Chance - 130 hours | 6. Warren County Parks & Rec - 14 hours |
| 2. ALIVE Center - 92 hours | 7. Uspiritus - 11 hours |
| 3. CASA of South Central KY - 65 hours | 8. ICSR - 11 hours |
| 4. Junior Achievement S. Central - 34 hours | 9. BG-WC Humane Society - 4 hours |
| 5. Dream Factory, Inc - 24 hours | 10. Habitat for Humanity - WKU - 4 hours |

Locations Served

- 70-90% hours worked
- 50-70% hours worked
- 25-25% hours worked
- 0-25% hours worked



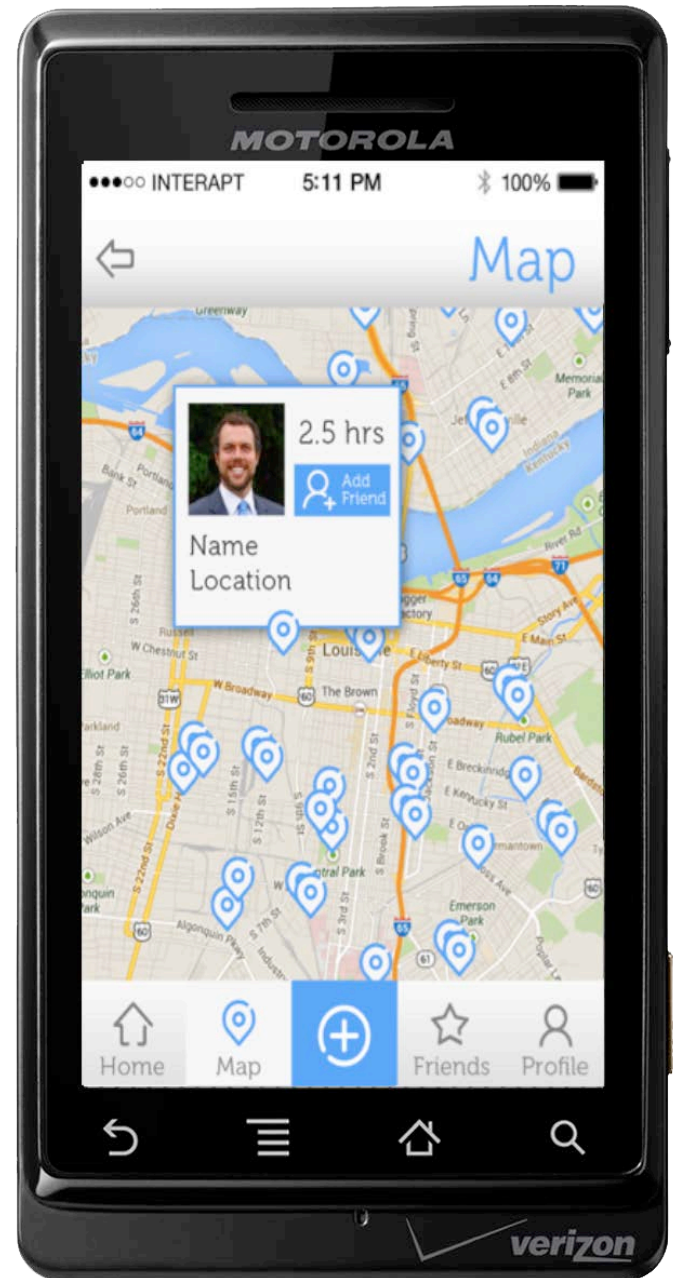
Leaderboard





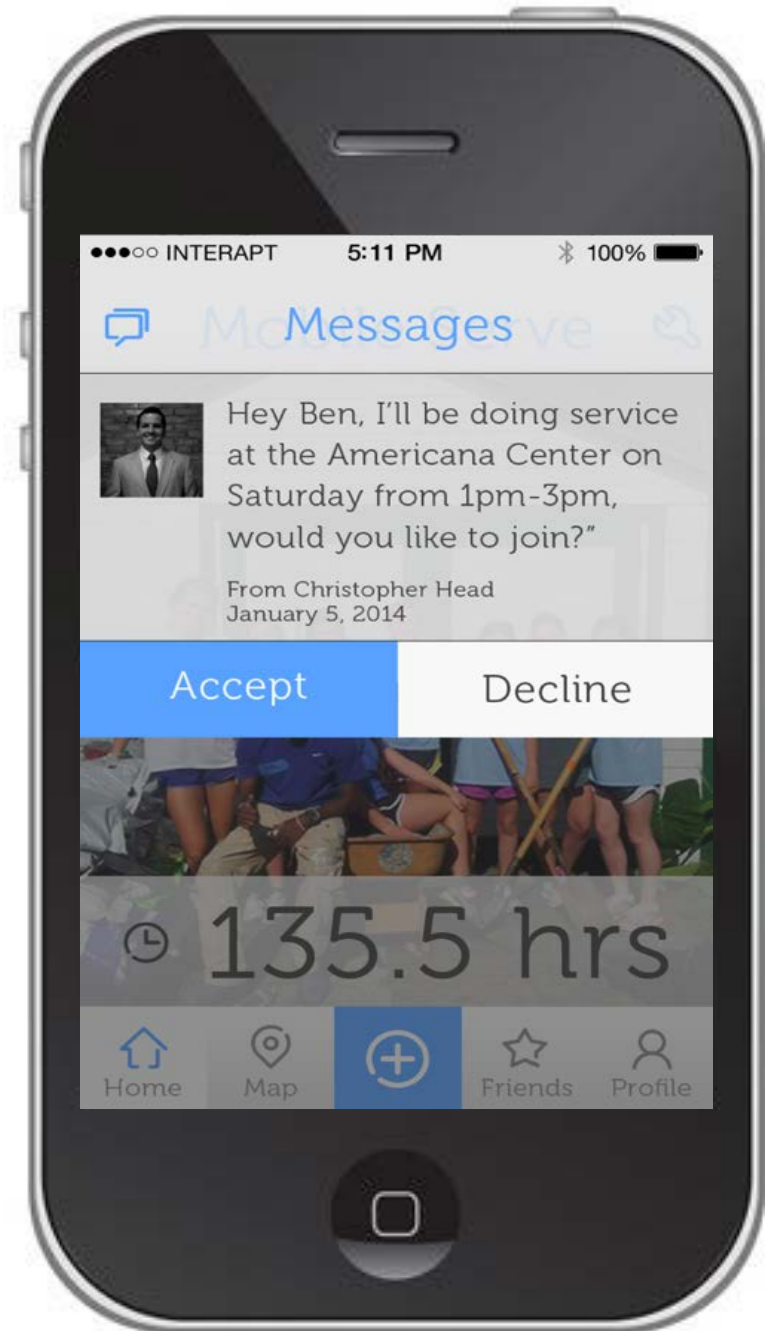
You help **weave the narrative** of our community.

We show the **full impact** of your organization.





Connect with others to serve together, meet a target, or challenge another group





Contact:

Dawn Watkins

(540) 461-0746

Dawn@beingplaid.com

Powered by MobileServe.org